



## Archive Date from the Airleader Master to send to dealer for offline review

Data from the Web-Server can be archived. The data in the Web-server are logged at a one second base during the day. At the end of the day the data are calculated to 10 seconds averaged and stored at the date.log file. The data are on the Airleader Controller and mirrored on the server in the directory

C:\compressedair\STATIONNAME\ .

To archive the data in a .zip file the Airleader has an archive function. These data format is also easy to me mailed to Airleader for system evaluation purposes.

Archiving:

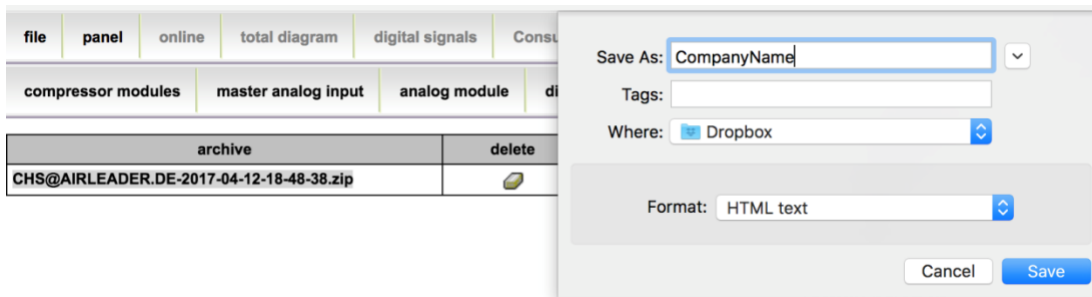
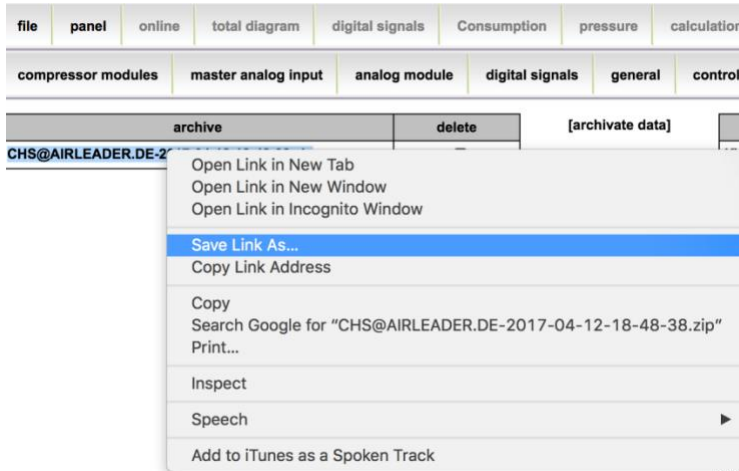
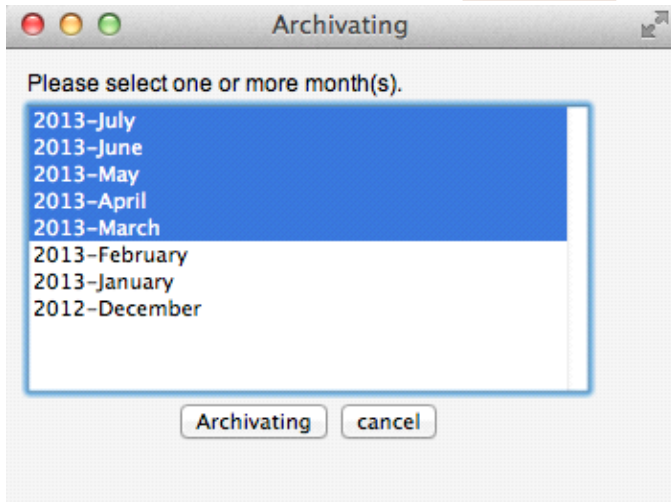
- Open Airleader Webserver
- If you have multiple stations on your web-server – select station you want to archive
- Open Setting [TAP]
- Open Login [TAP]
- Login (Manufacturer Set Login and Password are both “airleader”)
- Open Remote Control [TAP]
- Click data archive
- Select date range
- Click archiving
- An archive file will be created
- Right click on the file (DataArchive.html or DataArchive.zip)
- Rename you plant name as .zip or .html file
- Send file to info@airleader.us for review

The following are some pictures for easy navigation:

The screenshot displays the web interface for Airleader Compressor Management. At the top, there are two horizontal navigation menus. The first menu includes: file, panel, online, total diagram, digital signals, Consumption, pressure, calculation, service, report, settings, and print. The second menu includes: compressor modules, master analog input, analog module, digital signals, general, control, remote control, user, and Logout. The 'settings' and 'remote control' items in both menus are highlighted with red boxes. Below the menus is a list of service options, each with an icon and a text label. The 'data archive' option is highlighted with a red box. The list of options includes: manage-SD-card, -Format-SD-card, -Init-SD-card, -check/repair-SD-card, data archive, Refresh reports, Generate missing reports, efficiency calculation matrix / general expense table, Panel Designer, load-configuration-from-controller, send-configuration-to-controller (Option Webserver Plus), server properties, and Configuration table.

file	panel	online	total diagram	digital signals	Consumption	pressure	calculation	service	report	settings	print
compressor modules	master analog input	analog module	digital signals	general	control	remote control	user	Logout			

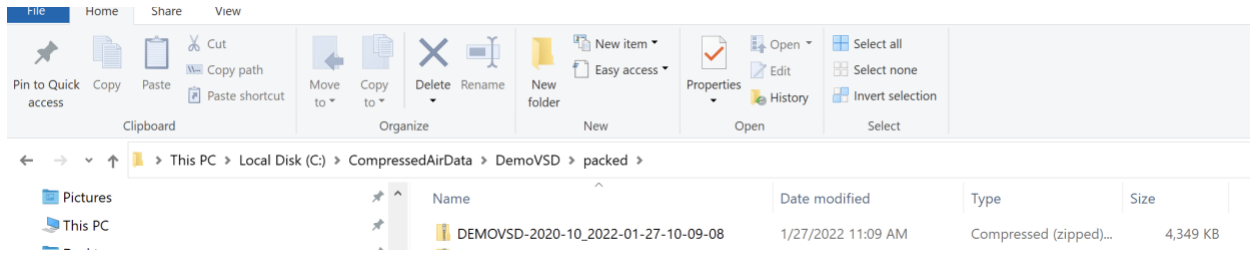
- manage-SD-card
- Format-SD-card
- Init-SD-card
- check/repair-SD-card
- data archive**
- Refresh reports
- Generate missing reports
- efficiency calculation matrix / general expense table
- Panel Designer
- load-configuration-from-controller
- send-configuration-to-controller (Option Webserver Plus)
- server properties
- Configuration table





If for any reason you can't save the archive file. You can also go to the C:\\ directory

Open C:\\CompressedAirData\\AIRLEADER SYSTEM NAME\\packed\\



An select the archive file from here:

Best way to send the data file is with we-transfer.com it's a free service! [www.we-transfer.com](http://www.we-transfer.com)